

ECONOMY 1 Medium Duty Workbenches

Taking James Bedford Premier flat pack workbench frame and adding the standard James Bedford underbench storage units makes for a quality yet economic workbench solution. Constructed from fabricated steel section with welded leg supports and multiposition cross rail. Framework powder coated Silver Grey (RAL 7001) with Sky Blue (RAL 5015) doors and drawers front colour.

Workbenches


L x W x D (mm)	Top	Code	£
1500 x 700 x 840	Veneer	EW157A	354.94
1500 x 700 x 840	Lino	EW157B	392.71
1500 x 700 x 840	MDF	EW157C	289.53
2000 x 700 x 840	Veneer	EW127A	413.35
2000 x 700 x 840	Lino	EW127B	413.24
2000 x 700 x 840	MDF	EW127C	289.53



1500 x 700 c/w MDF worktop
EW157C

Worktops


- A = 25mm thick hardwood veneer top.
2mm veneer surface on composite core.
Edge banded in 2mm thick grey plastic.
- B = 25mm thick industrial marble grey lino.
2mm lino surface on composite core.
Edge banded in 2mm thick grey plastic.
- C = 25mm thick plain cut MDF.




1500 x 700 c/w lino worktop
EW157B + D1



1500 x 700 c/w lino worktop
EW157B + D1 + C1




1500 x 700 c/w lino worktop
EW157B + C1



1500 x 700 c/w lino worktop
EW157B + D2 + C1



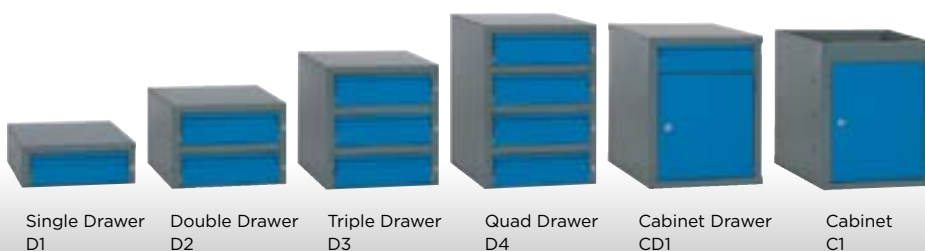
1500 x 700 c/w lino worktop
EW157B + CD1



1500 x 700 c/w lino worktop
EW157B + D3 + C1

Drawers and Cabinets

Description	Code	£
Single Drawer	D1	111.92
Double Drawer	D2	154.36
Triple Drawer	D3	196.48
Quad Drawer	D4	240.34
Cabinet Drawer	CD1	176.62
Cabinet	C1	136.88



Visit www.jbedford.co.uk for exclusive online products and colour options

PREMIERSHIELD
anti-bacterial powder coating system
If not standard, please specify colour choice at time of order