


PREM-ECON 1 MEDIUM DUTY WORKBENCHES

Taking the Bedford Premier flat pack workbench frame and adding the standard Bedford underbench storage units makes for a quality yet economic workbench solution. Constructed from fabricated steel section with welded leg supports and multiposition cross rail. Framework powder coated Mid grey RAL 7001 with Blue RAL 5015 doors and drawers front colour.

WORKBENCHES

L x W(mm)	Top	Code	£
1500 x 700	Veneer	PEW157A	233.65
1500 x 700	Lino	PEW157B	287.13
1500 x 700	MDF	PEW157C	200.26
2000 x 700	Veneer	PEW127A	284.19
2000 x 700	Lino	PEW127B	360.34
2000 x 700	MDF	PEW127C	250.18



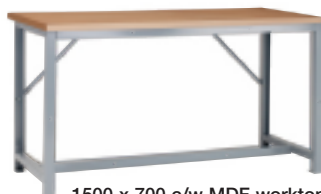
WORKTOPS

- A = 30mm thick hardwood veneer top.
- B = 30mm thick industrial marbled grey lino.
- C = 25mm thick plain cut MDF.

PREM-ECON 1 MEDIUM DUTY WORKBENCHES




1500 x 700 c/w lino worktop
PEW157B + D1 + C1 £501.02




1500 x 700 c/w MDF worktop
PEW157C £200.26



1500 x 700 c/w lino worktop
PEW157B + D1 £379.24



1500 x 700 c/w lino worktop
PEW157B + C1 £408.91



1500 x 700 c/w lino worktop
PEW157B + D2 + C1 £539.72



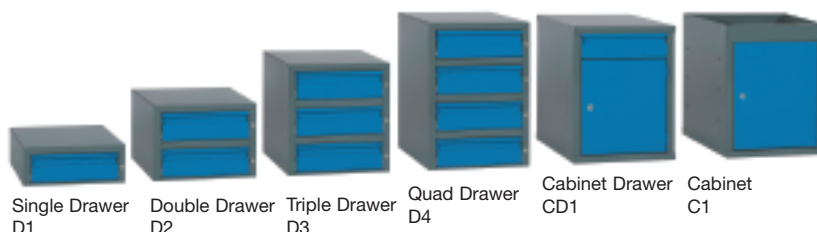
1500 x 700 c/w lino worktop
PEW157B + D3 + C1 £640.34



1500 x 700 c/w lino worktop
PEW157B + CD1 £531.32

DRAWERS & CABINETS

Description	Code	£
Single Drawer	D1	92.11
Double Drawer	D2	165.99
Triple Drawer	D3	231.43
Quad Drawer	D4	336.89
Cabinet Drawer	CD1	244.19
Cabinet	C1	121.78



If not standard, please specify colour choice at time of order

